



Our mission is to deliver technology, tools and training to maximize impact, productivity and purpose



Advisicon.thinkific.com



360.314.6702  
866.362.3847



Training@Advisicon.com



Advisicon.com

Microsoft  
Partner



Gold Project and Portfolio Management  
Gold Data Analytics  
Gold Cloud Productivity  
Gold Windows and Devices  
Silver Collaboration and Content



Project  
Management  
Institute.

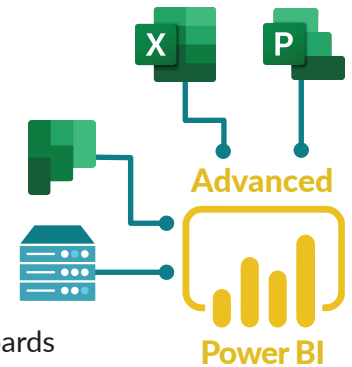
# INTERMEDIATE POWER BI

## COURSE OVERVIEW

Power BI™ is Microsoft's cloud reporting and business analytics tool suite used to analyze data & share insights. The *Intermediate Power BI* course builds upon the foundations taught in an introductory level class such as Microsoft's *Dashboard in a Day* & Advisicon's *Project Status Report in a Day* and goes deeper on topics such as advanced visualization & data modeling—adapted specifically for organizations wishing to develop or improve their project, resource, & task reporting. Attendees who complete the course are better equipped to start telling stories about the status, requirements, & accomplishments across their portfolio of projects and to deliver deeper insights to stakeholders through enhanced dashboards.

In this course, participants will learn to:

- Grasp key concepts of advanced data modeling
- Utilize the Query Editor and better understand the “M” language
- Build advanced calculations
- Tell better stories with data through custom visualizations
- Apply best practices in report authoring
- Optimize structure and layout of dashboards
- Identify key considerations involved in integrating their PPM data with other enterprise data such as project costs



Attendees of this course will gain practical examples from an experienced instructor who has deployed and configured Power BI reporting for a wide variety of businesses. In terms of data, this class utilizes either a generic demonstration environment or, for a private class, the client's environment and data sources. This two-day course\* can be delivered in-person or remotely.

## WHO SHOULD ATTEND

This course is targeted at individuals who already possess a foundational understanding of Power BI including those who may have attended a Microsoft *Dashboard in a Day* event in the past and who want to gain additional understanding of the techniques used in building data queries, and creating insightful reports and dashboards. *NOTE: Classes utilizing the client's environment and/or data sources require a course customization add-on to adapt the course content and exercises as appropriate.*



## COURSE MATERIALS

Course materials are comprised of presentation slides and class exercises as well as an optional third-party reference book. Attendees may also earn Professional Development Credits from the Project Management Institute (PMI®).

*\*If you wish to customize the course content or duration, please reach out to us directly.*

# LEARNING OBJECTIVES

## Data Modeling

- Grasp basic concepts
- Calculated columns & measures
- Power Query ("M") language concepts
- Data modeling best practices

## Data Shaping

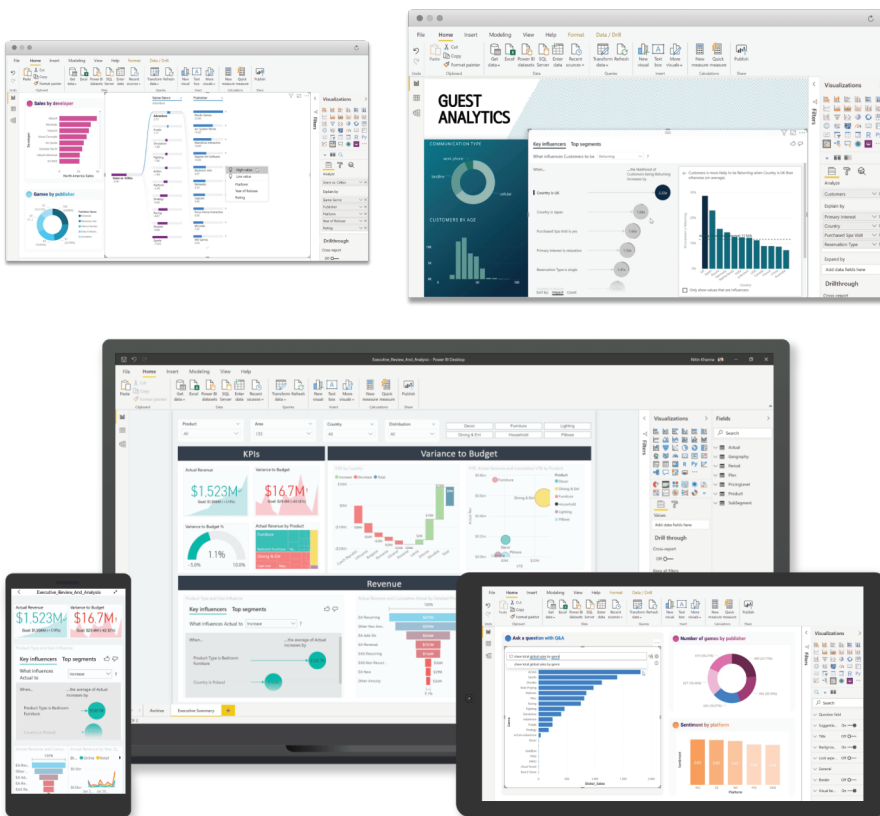
- Grasp basic concepts of DAX & Power Query
- Best practices for query optimizations
- Introduction to solving data analysis problems

## Data Visualizations

- Science & process behind good visuals
- Select the right visual for the data type
- Create interactive visualizations
- Best practices for creating report pages

## Distribute Reports & Visualizations

- Build dashboards from reports
- Create and distribute Power BI apps



# COURSE INSTRUCTORS & ACCREDITATION

Advisicon is a Gold partner—Microsoft’s highest partner ranking—with competencies in Data Analytics, Project and Portfolio Management, and Cloud Productivity, among others. This course will be taught by an experienced instructor who is an expert in Business Intelligence and Analytics.




Advisicon’s goal is to improve your processes and technologies, thus creating measurable results. For over 25 years, we have successfully helped customers learn, scale, and grow.

Advisicon.com  
+1 (360) 314-6702

 @Advisicon  
Training@Advisicon.com

5411 NE 107th Ave  
Vancouver, WA 98662



# PAIN POINTS THIS COURSE HELPS!

## MY DATA QUERIES ARE LACKING

Learn to leverage the Power of M language to drive your data queries.

## THERE'S NO STORY TO MY DATA!

We'll teach you the art and science behind creating meaningful visualizations.

## I NEED BETTER VISUALS

Learn how to wow your audience by selecting and configuring the right visualizations.

## I'VE GOT ISSUES WITH MY DATA ANALYSIS!

Problems with data analysis can be tricky. We'll teach you how to minimize those problems.

Gold Microsoft Partner  


 Project Management Institute.