



Our mission is to deliver technology, tools and training to maximize impact, productivity and purpose



Advisicon.thinkific.com



360.314.6702
866.362.3847



Training@Advisicon.com



Advisicon.com

Microsoft Partner



Gold Project and Portfolio Management
Gold Data Analytics
Gold Cloud Productivity
Gold Windows and Devices
Silver Collaboration and Content



Project Management Institute.

INTRO TO POWER BI for Microsoft PPM

COURSE OVERVIEW

Power BI™ is Microsoft's cloud reporting and business analytics tool suite used to analyze data and share insights. With Power BI, you can supercharge your PMO's ability to monitor your projects, programs, and resources and get answers quickly with rich dashboards available on every device. This course gives practical examples and teaches the core techniques that your business analysts and PMO need to use this powerful data mashup and report authoring tool against your Microsoft PPM environment.

This two-day course* can be delivered in-person or remotely.

Participants will learn to:

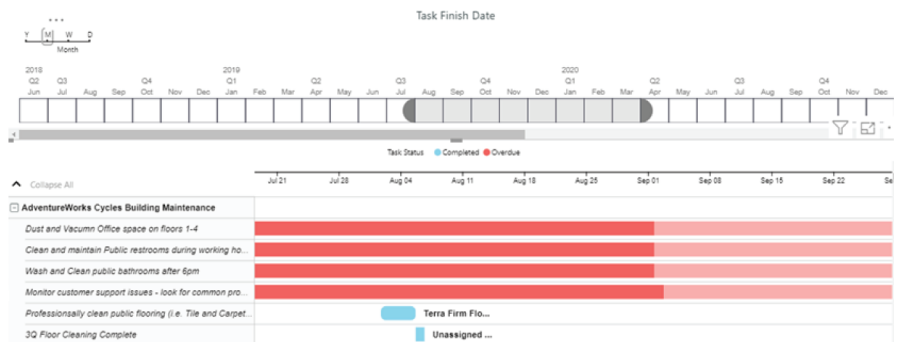
- Describe components & benefits to a PMO
- Select best visualizations
- Transform Project data
- Understand Project Online data schema
- Apply filters to reports
- Build a PMO dashboard & deploy to the online Power BI service

WHO SHOULD ATTEND

This course is intended for those with little to no formal training in Power BI who want to learn program navigation and the most useful functions, tips, and tricks.

COURSE MATERIALS

Course materials are comprised of a set of proprietary reference materials to help you navigate & leverage the Project Online schema.



CLIENT RECOMMENDATIONS

I appreciated having the workbook case study available to learn with, and having an expert on hand to ask questions.



Heather
Ops Financial Services,
Standard Insurance Co.

Great, in-depth info, timely and well presented.

Mark
Engineering Manager and Technical Project Manager



*If you wish to customize the course content or duration, please reach out to us directly.

COURSE OBJECTIVES

Learn Power BI

- Solution benefits
- Key concepts in BI
- Suite's components
- Report layering & features

Get Project Online Data

- Access reports & Project Online data (ODATA)
- Select and mine relevant tables

Create Reports

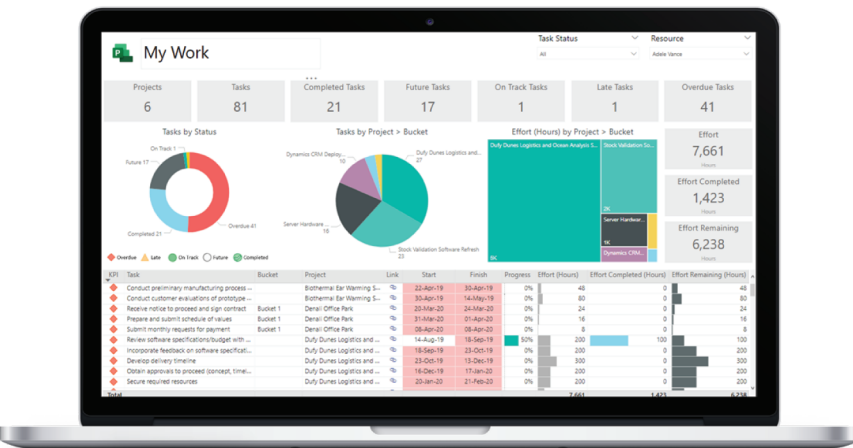
- Understand the hierarchy of dataset, reports & dashboards
- Tables & matrices
- Use visualizations
- Formatting
- Filter visuals, pages & reports

Publish Reports

- Publish in Power BI
- Establish data refresh for reporting
- Create standard & multi-report dashboards
- Share & distribute dashboards

Data Transformations

- Build simple queries
- Filter queries
- Table relationships
- Change data types
- Intro to custom columns & measures




COURSE INSTRUCTORS & ACCREDITATION

This course will be taught by a certified instructor, knowledgeable in the field of project management, MS Project/Project Server, and Power BI. Your attendees will obtain key knowledge on how to leverage Project Online and the Microsoft 365 suite to optimize collaboration, reporting, and process automation.



Advisicon's goal is to improve your processes and technologies, thus creating measurable results. For over 25 years, we have successfully helped customers learn, scale, and grow.



PAIN POINTS THIS COURSE FIXES!

MY DATA IS ALREADY OLD!

Reduce the potential for invalid data by running reports in mere seconds using the most current data.

IT TAKES FOREVER TO CREATE MY PRESENTATION!

Quickly and easily create visual representations of your data and produce stunning reports for your presentations.

I CAN'T FIND MY DATA!

Easily connect to multiple data sources and search your data sets for what you need when you need it.

I'M TIRED OF WAITING!

Stop waiting for reports from other team members. Get the data and reports you need with a simple click.

CAN YOU SEND IT TO MY MOBILE?

View your data and reports on virtually any device.